




Site Usage

 **3,068** Visits

 **42.01%** Bounce Rate

 **5,743** Pageviews

 **00:03:32** Avg. Time on Site

 **1.87** Pages/Visit

 **58.28%** % New Visits

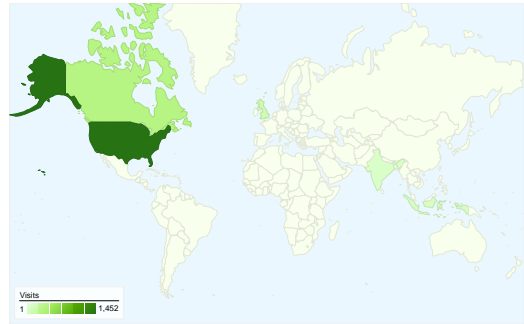
New vs. Returning

Visitor Type	Visits	% visits
New Visitor	1,796	58.54%
Returning Visitor	1,272	41.46%

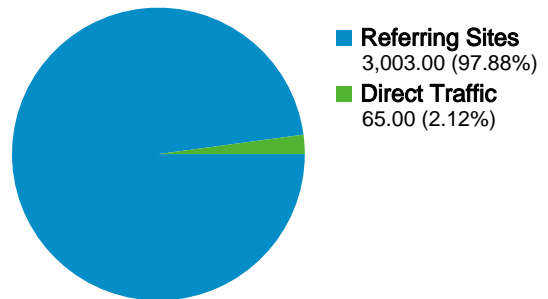
Browsers

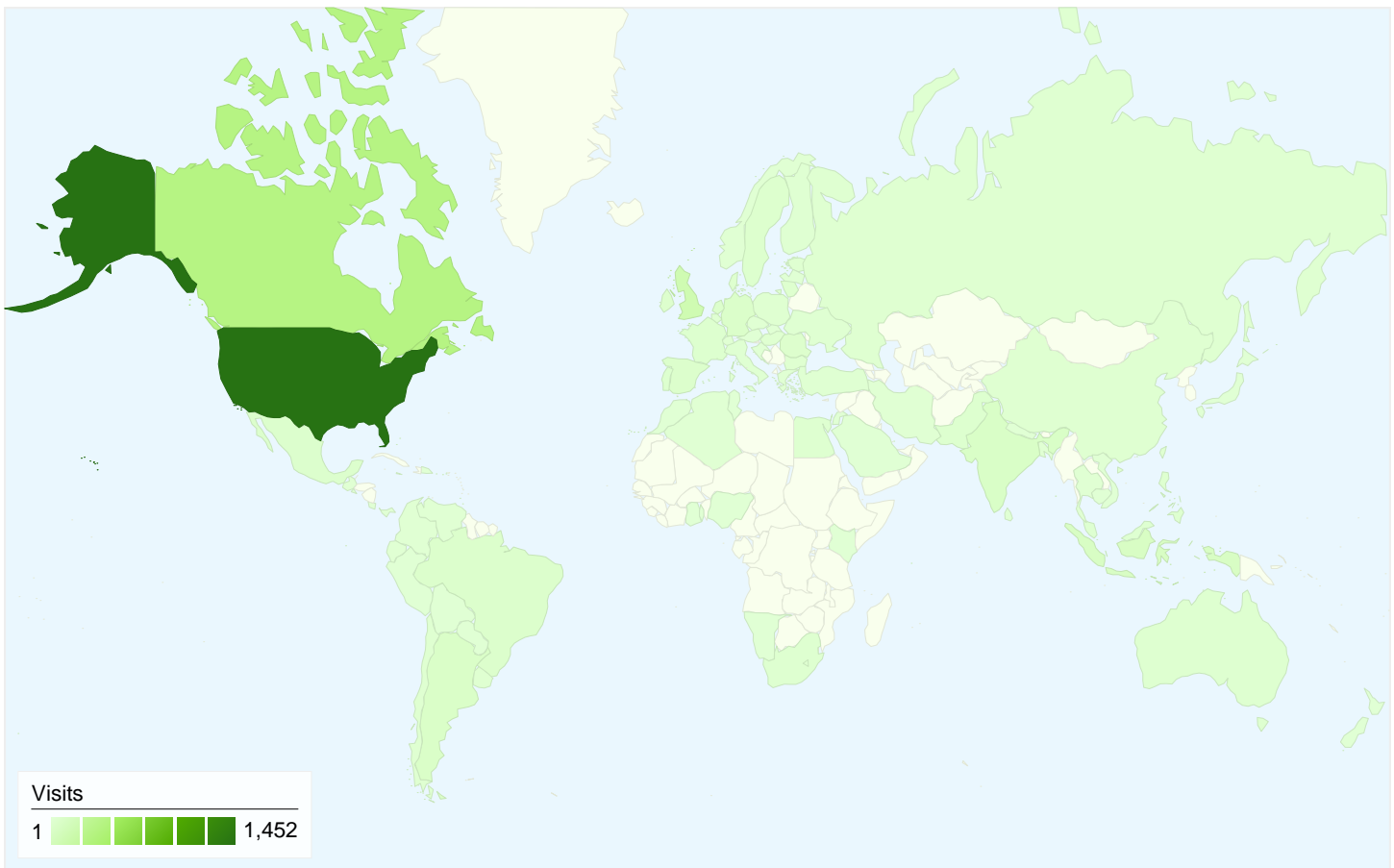
Browser	Visits	% visits
Firefox	2,602	84.81%
Internet Explorer	137	4.47%
Opera	112	3.65%
Chrome	110	3.59%
SeaMonkey	46	1.50%

Map Overlay world



Traffic Sources Overview





3,068 visits came from 91 countries/territories

Site Usage

Visits	Pages/Visit	Avg. Time on Site	% New Visits	Bounce Rate	
3,068 % of Site Total: 100.00%	1.87 Site Avg: 1.87 (0.00%)	00:03:32 Site Avg: 00:03:32 (0.00%)	58.54% Site Avg: 58.28% (0.45%)	42.01% Site Avg: 42.01% (0.00%)	
Country/Territory	Visits	Pages/Visit	Avg. Time on Site	% New Visits	Bounce Rate
United States	1,452	1.92	00:03:23	57.71%	40.29%
Canada	351	1.89	00:03:59	52.14%	36.75%
United Kingdom	148	2.03	00:03:20	51.35%	31.76%
Indonesia	73	1.73	00:02:09	65.75%	43.84%
India	59	1.54	00:03:02	72.88%	50.85%
Argentina	53	1.85	00:01:26	52.83%	24.53%
Germany	44	1.75	00:05:33	75.00%	59.09%
Netherlands	39	1.90	00:04:59	58.97%	41.03%
Spain	37	1.62	00:01:48	48.65%	56.76%
Brazil	37	1.76	00:00:58	35.14%	32.43%